





District Health Assessment for Multiple District 13 through June 2025

		Clubs							Membership							Member Strength		Cancellation		Reports			Finance	Leadership			
District Name	Status/ Number of Months in Status *	Active Clubs	Clubs in Status Quo	Total Clubs	% Status Quo Clubs in Financial Suspension	New Clubs	Cancelled Clubs	YTD Net Club Gain/Loss	Current Members In Active Clubs	Current Members In Status Quo Clubs	Current Total Members Count	YTD Add	YTD Drop	YTD NetGrowth (includes Active and Status Quo)	YTD NetGrowth% (includes Active and Status Quo)	Member Count 12 Months Ago	Average Member Count Per Club	% of Clubs with less than 20 members	Average Cancelled Club Age	Members Lost Due to Cancelled Clubs	% of Clubs Reporting Service	% No MMR in 3 Months	% No Officer Report in 12 months	% of Clubs with balance 90+ days	Number of Zone Chairs Recorded	Number of Region Chairs Recorded	District Officers Vacancies **
13 OH1		48	0	48	0%	0	1	-1	1334	0	1334	90	158	-68	-4.85%	1,402	28	42%	68	11	100%	31%	0%	4%	9	3	
13 OH2		53	0	53	0%	0	0	0	1602	0	1602	140	174	-34	-2.08%	1,638	30	28%	0	0	100%	19%	2%	2%	7	2	
13 OH3		48	0	48	0%	0	2	-2	1277	0	1277	93	178	-85	-6.24%	1,362	27	46%	76	12	100%	25%	0%	0%	8	2	
13 OH4	T(5)	48	0	48	0%	0	2	-2	1234	0	1234	112	169	-57	-4.42%	1,290	26	38%	87	22	100%	25%	0%	2%	7	0	
13 OH5	T(1)	48	0	48	0%	0	2	-2	1209	0	1209	129	196	-67	-5.25%	1,276	25	42%	39	11	100%	17%	0%	4%	6	2	
13 OH6		52	0	52	0%	1	2	-1	1416	0	1416	152	162	-10	-0.70%	1,426	27	38%	34	0	100%	31%	0%	4%	7	2	
13 OH7	T(24)	46	0	46	0%	0	3	-3	1118	0	1118	92	166	-74	-6.21%	1,192	24	48%	43	28	100%	17%	0%	2%	7	2	
		343	0	343	0%	1	12	-11	9190	0	9190	808	1203	-395	-4.12%	9,586	27	40%	56	84	100%	24%	0%	3%	51	13	




District Health Assessment for Multiple District 14 through June 2025

		Clubs							Membership							Member Strength		Cancellation		Reports			Finance	Leadership			
District Name	Status/ Number of Months in Status *	Active Clubs	Clubs in Status Quo	Total Clubs	% Status Quo Clubs in Financial Suspension	New Clubs	Cancelled Clubs	YTD Net Club Gain/ Loss	Current Members In Active Clubs	Current Members In Status Quo Clubs	Current Total Members Count	YTD Add	YTD Drop	YTD NetGrowth (includes Active and Status Quo)	YTD NetGrowth% (includes Active and Status Quo)	Member Count 12 Months Ago	Average Member Count Per Club	% of Clubs with less than 20 members	Average Cancelled Club Age	Members Lost Due to Cancelled Clubs	% of Clubs Reporting Service	% No MMR in 3 Months	% No Officer Report in 12 months	% of Clubs with balance 90+ days	Number of Zone Chairs Recorded	Number of Region Chairs Recorded	District Officers Vacancies **
14 A		52	0	52	0%	1	0	1	1267	0	1267	147	136	11	0.88%	1,256	24	48%	0	0	37%	42%	2%	4%	11	0	
14 B	T(24)	27	0	27	0%	0	3	-3	587	0	587	61	110	-49	-7.70%	636	22	44%	81	45	70%	30%	0%	0%	4	0	2nd VDG,GMT
14 C	T(24)	43	0	43	0%	0	1	-1	1166	0	1166	121	115	6	0.52%	1,160	27	35%	86	17	93%	37%	0%	2%	7	0	
14 D	T(24)	42	0	42	0%	1	0	1	1190	0	1190	160	146	14	1.19%	1,177	28	38%	0	0	93%	29%	7%	0%	10	0	
14 E	T(24)	27	0	27	0%	0	1	-1	665	0	665	39	56	-17	-2.49%	682	25	37%	9	7	63%	30%	0%	0%	4	0	2nd VDG
14 F	T(24)	35	0	35	0%	0	1	-1	896	0	896	59	108	-49	-5.19%	945	26	40%	59	12	94%	40%	0%	0%	7	0	2nd VDG
14 G		52	0	52	0%	0	3	-3	1469	0	1469	131	139	-8	-0.54%	1,476	28	37%	51	30	81%	38%	0%	4%	11	0	GLT
14 H	T(24)	26	0	26	0%	0	1	-1	614	0	614	52	80	-28	-4.36%	642	24	50%	81	9	38%	38%	0%	0%	0	0	2nd VDG
14 J	T(24)	26	0	26	0%	0	1	-1	693	0	693	64	80	-16	-2.26%	709	27	50%	73	14	27%	46%	0%	0%	7	0	2nd VDG
14 K	T(24)	26	0	26	0%	0	2	-2	691	0	691	63	102	-39	-5.34%	730	27	38%	44	32	77%	19%	8%	0%	4	0	2nd VDG,GST
14 L	T(24)	32	1	33	100%	0	5	-5	754	4	758	52	126	-74	-8.89%	836	24	42%	59	62	58%	39%	3%	6%	0	0	GLT,GMT,GST
14 M	T(24)	41	0	41	0%	1	0	1	991	0	991	89	111	-22	-2.17%	1,012	24	49%	0	0	51%	51%	0%	0%	7	1	2nd VDG
14 N	T(24)	37	0	37	0%	0	0	0	929	0	929	94	92	2	0.22%	927	25	43%	0	0	49%	32%	0%	3%	8	0	2nd VDG
14 P	T(24)	33	0	33	0%	0	1	-1	863	0	863	98	124	-26	-2.92%	889	26	33%	80	11	100%	21%	3%	0%	8	0	
14 T	T(24)	34	0	34	0%	0	3	-3	1080	0	1080	86	169	-83	-7.14%	1,163	32	21%	21	43	62%	32%	0%	3%	6	0	
14 U	T(24)	26	0	26	0%	0	0	0	813	0	813	62	85	-23	-2.75%	836	31	27%	0	0	62%	35%	8%	0%	6	0	




District Health Assessment for Multiple District 14 through June 2025

 Status/ Number of Months in Status *		Clubs							Membership							Member Strength		Cancellation		Reports			Finance	Leadership			
		Active Clubs	Clubs in Status Quo	Total Clubs	% Status Quo in Financial Suspension	New Clubs	Cancelled Clubs	YTD Net Club Gain/ Loss	Current Members In Active Clubs	Current Members In Status Quo Clubs	Current Total Members Count	YTD Add	YTD Drop	YTD NetGrowth (includes Active and Status Quo)	YTD NetGrowth% (includes Active and Status Quo)	Member Count 12 Months Ago	Average Member Count Per Club	% of Clubs with less than 20 members	Average Cancelled Club Age	Members Lost Due to Cancelled Clubs	% of Clubs Reporting Service	% No MMR in 3 Months	% No Officer Report in 12 months	% of Clubs with balance 90+ days	Number of Zone Chairs Recorded	Number of Region Chairs Recorded	District Officers Vacancies **
14 W	T(24)	24	0	24	0%	0	1	-1	567	0	567	57	59	-2	-0.35%	569	24	54%	19	10	63%	29%	0%	4%	6	0	
		583	1	584	100%	3	23	-20	15235	4	15239	1435	1838	-403	-2.58%	15,645	26	40%	54	292	67%	35%	2%	2%	106	1	




District Health Assessment for Multiple District 24 through June 2025

		Clubs							Membership							Member Strength		Cancellation		Reports			Finance	Leadership			
District Name	Status/ Number of Months in Status *	Active Clubs	Clubs in Status Quo	Total Clubs	% Status Quo Clubs in Financial Suspension	New Clubs	Cancelled Clubs	YTD Net Club Gain/Loss	Current Members In Active Clubs	Current Members In Status Quo Clubs	Current Total Members Count	YTD Add	YTD Drop	YTD NetGrowth (includes Active and Status Quo)	YTD NetGrowth% (includes Active and Status Quo)	Member Count 12 Months Ago	Average Member Count Per Club	% of Clubs with less than 20 members	Average Cancelled Club Age	Members Lost Due to Cancelled Clubs	% of Clubs Reporting Service	% No MMR in 3 Months	% No Officer Report in 12 months	% of Clubs with balance 90+ days	Number of Zone Chairs Recorded	Number of Region Chairs Recorded	District Officers Vacancies **
24 C	T(14)	50	0	50	0%	0	1	-1	1245	0	1245	131	152	-21	-1.66%	1,266	25	42%	72	0	88%	28%	0%	0%	12	0	
24 I		78	0	78	0%	0	4	-4	1549	0	1549	133	282	-149	-8.78%	1,698	20	65%	75	55	91%	40%	1%	1%	8	5	
24 L		78	0	78	0%	1	3	-2	2213	0	2213	263	249	14	0.64%	2,200	28	46%	70	21	79%	18%	0%	3%	14	5	
		206	0	206	0%	1	8	-7	5007	0	5007	527	683	-156	-3.02%	5,164	24	52%	73	76	86%	29%	0%	1%	34	10	



District Health Assessment for Multiple District 29 through June 2025

		Clubs							Membership							Member Strength		Cancellation		Reports			Finance	Leadership			
District Name	Status/ Number of Months in Status *	Active Clubs	Clubs in Status Quo	Total Clubs	% Status Quo Clubs in Financial Suspension	New Clubs	Cancelled Clubs	YTD Net Club Gain/Loss	Current Members In Active Clubs	Current Members In Status Quo Clubs	Current Total Members Count	YTD Add	YTD Drop	YTD NetGrowth (includes Active and Status Quo)	YTD NetGrowth% (includes Active and Status Quo)	Member Count 12 Months Ago	Average Member Count Per Club	% of Clubs with less than 20 members	Average Cancelled Club Age	Members Lost Due to Cancelled Clubs	% of Clubs Reporting Service	% No MMR in 3 Months	% No Officer Report in 12 months	% of Clubs with balance 90+ days	Number of Zone Chairs Recorded	Number of Region Chairs Recorded	District Officers Vacancies **
29 L	T(24)	46	0	46	0%	0	0	0	911	0	911	92	166	-74	-7.51%	985	20	59%	0	0	46%	33%	2%	4%	7	0	
29 C	T(24)	41	0	41	0%	0	7	-7	778	0	778	68	187	-119	-13.27%	898	19	56%	69	104	44%	46%	10%	2%	5	1	1st VDG,2nd VDG,GLT,GMT ,GST
29 I		53	0	53	0%	0	2	-2	1347	0	1347	76	166	-90	-6.26%	1,437	25	42%	27	22	64%	34%	2%	0%	8	0	2nd VDG
		140	0	140	0%	0	9	-9	3036	0	3036	236	519	-283	-8.53%	3,320	22	51%	60	126	52%	37%	4%	2%	20	1	

\* - District Status: P - Provisional, T - Transitional.  
\*\* - District Officers Vacancies: DG - District Governor, 1st VDG - First Vice District Governor, 2nd VDG - Second Vice District Governor.